

Sponsors

FOUNDATION ALLY



CHAMPION LEVEL



COLLÈGE MILITAIRE
ROYAL DU CANADA
ROYAL MILITARY
COLLEGE OF CANADA



uOttawa

Ryerson
University



Institute on
Governance

Institut sur
la gouvernance



THE UNIVERSITY
OF BRITISH COLUMBIA

COLLABORATOR SPONSORS



GenomeCanada



Universities
Canada.
Universités
Canada.

TABLE OF Contents



Message from Mehrdad Hariri, CEO Canadian Science Policy Centre	4
Message from Dr. Mona Nemer, Chief Science Advisor of Canada	5

PART ONE: GENERAL INFORMATION

Detailed Program	6
Venue Addresses	7
Getting Around	9
Meals	9
What to Wear	9
What to Bring	9
What not to Bring	9
Cell Phones/Other Electronics	9

PART TWO: HOW TO PREPARE FOR YOUR MEETING

Self-reflection	10
Manage your Expectations	10
Prepare your Message	10
Researching an MP or Senator	11

PART THREE: WHAT TO EXPECT IN THE MEETING

Security Processes	12
Making Introductions	12
What to Expect in the Office	12
Timing and Duration of Meetings	13
Avoiding Uncomfortable Turns	13

PART FOUR: FURTHER READING AND RESOURCES

Parliament, the House of Commons, and the Senate	14
Science Communications	15
Other Workshops Near You	

CHECKLIST OF ITEMS TO PREPARE 18

PROGRAM LEAD:

Matt McTaggart,
Royal Military College of Canada

ORGANIZING COMMITTEE:

Naveed Aziz,
Canada's Genomics Enterprise

Masha Cemna,
Office of the Chief Science Advisor of Canada

Mehrdad Hariri,
Canadian Science Policy Centre

Jeff Kinder,
Institute on Governance

Kin Kuok,
Mount Sinai Hospital

Cecile Malardier-Jugroot,
Royal Military College of Canada

Tatjana Milojevic,
University of Waterloo

Rhonda Moore,
Institute on Governance

CO-HOSTS ON THE HILL

Dan Ruimy, MP Pitt Meadows—Maple Ridge,
Chair of the Standing committee on Industry,
Science and Technology

Hon. Michael Chong, MP Wellington—Halton Hills,
Official Opposition's Shadow Minister for Science,

MP Brian Masse, Windsor West, Vice-Chair of the
Standing Committee on Industry, Science and
Technology and NDP's Science Critic

SPECIAL THANKS TO:

Majid Jowhari, MP Richmond Hill,
for his utmost support



#SciParl2018

Mehrdad Hariri



Dear Science meets Parliament Delegates,

I am pleased to welcome you to our inaugural landmark “Science meets Parliament” program on the eve of the 10th annual Canadian Science Policy Conference (CSPC 2018). Science meets Parliament is an innovative pilot project, based off of the successful Australian initiative, and will bring together our brightest scientific minds from across the country to the Hill for a day long event to learn about policy making at the political level, meet with parliamentarians, discuss advancements in scientific research, and how they can be used in policy making experience, and exchange ideas.

Science policy relies on the intersection of cooperation between scientists and policy makers at all levels. Decision making on Parliament Hill requires also requires evidence provided by the scientific community. This event seeks to connect the scientific and legislative communities to open a channel of ongoing communication between the two, and in particular, for the scientific community to learn more on policy making at the political level.


I would like to personally thank all who worked hard for this program including all of the members of the organizing committee who worked tirelessly for many months, Chief Science Advisor Dr. Mona Nemer and her office, Australia Science and Technology who allowed us to adopt their model, Chair and Co-Chairs of INDU committee, Majid Jowhari (MP, Richmond Hill) for his extensive logistical support, and all MPs and Senators who participated in the program and provided their time to the program delegates, and finally all scientists who come all the way from various parts of the country to attend this program.

I wish you all a wonderful day at Science meets Parliament and hope the program provides detailed insight that will help you in your respective fields of work. Together we made history to make this happen and I sincerely hope this is the first of many Science meets Parliament events for years to come.

Mehrdad Hariri

CEO & PRESIDENT

Canadian Science Policy Centre



MESSAGE FROM

Dr. Mona Nemer



Dear Science meets Parliament Delegates,

I am delighted to welcome you to the inaugural cohort of Science meets Parliament. Through this new initiative, we hope to build bridges and promote mutual understanding between the scientific and political communities. As a scientist and as Canada's Chief Science Advisor, I know that there is a strong desire for such a program among the Canadian research community. I have also confirmed, while building awareness of Science meets Parliament, that Parliamentarians have a matching desire to connect with scientists. Engaging with this new community and building relationships will require time, active listening and explaining your research in ways that different audiences can relate to. As early career researchers at the top of your respective fields, I believe you are in a great position to do this, and be ambassadors for Canadian science.



I hope that Science meets Parliament is the first of many steps that you will undertake to create meaningful dialogue and long-lasting collaboration. Together we can work to enhance the use of science for the public good and benefit all Canadians.

Dr. Mona Nemer

CHIEF SCIENCE ADVISOR,
Government of Canada



Monday November 5th, 2018

12:00pm – 1:45pm Lunch and Q&A session with Dr. Mona Nemer, Chief Science Advisor of Canada, and her advisory staff at the Office of the Chief Science Advisor (Bldg 1 Map 1)

2:15pm – 5:30pm Training Session at the Institute of Governance Lab (Map 1 Bldg 2)

5:30pm – 6:00pm Informal time

6:00pm – 8:00pm Reception and Dinner at the Courtyard Restaurant (Map 1 Bldg 3)

Tuesday November 6th, 2018

Please see your personal schedule for meetings around the Hill.

Room 420 in the Wellington Building is available for Delegate use from 9:00 - 3:00

See Map two for office building locations.

8:30am – 9:15am Breakfast

8:45am – 10:45am House of Commons committee meetings

(Times vary) Senate committee meetings

12:00pm – 1:00pm Lunch

2:00pm – 2:45pm Question Period (Centre Block, Map 2 Bldg 1)

3:30pm – 5:30pm House of Commons committee meetings

5:30pm – 8:00pm Reception (Sir John A MacDonald Building room 200, Map 2 Bldg 7)

Venue Addresses



1. Office of the Chief Science Advisor

C.D. Howe Building

235 Queen Street, 754C — a different room will be assigned for the lunch session

2. Institute on Governance ASPIRE Lab

60 George Street

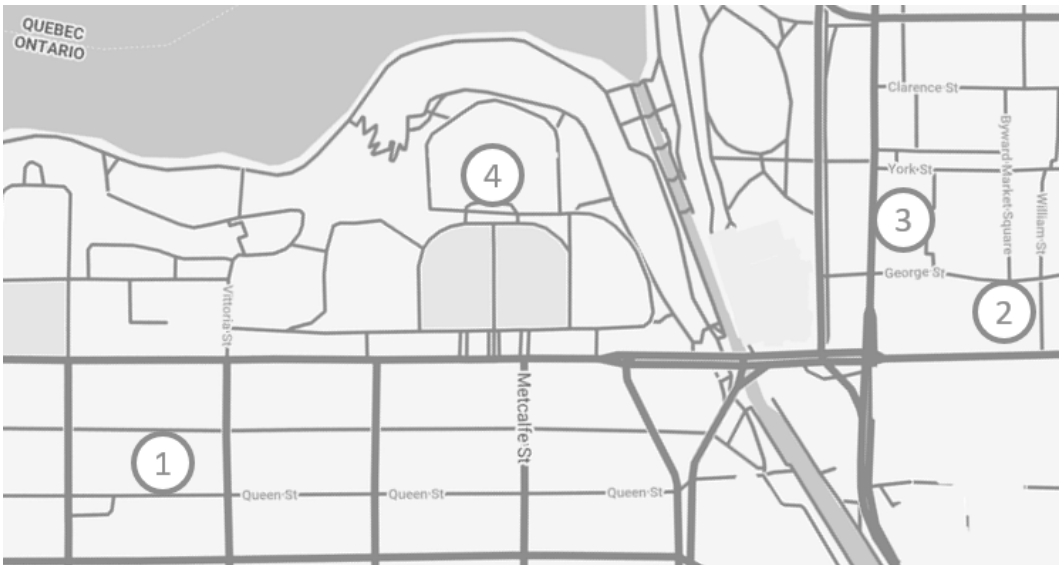
3. Courtyard Restaurant

21 George Street

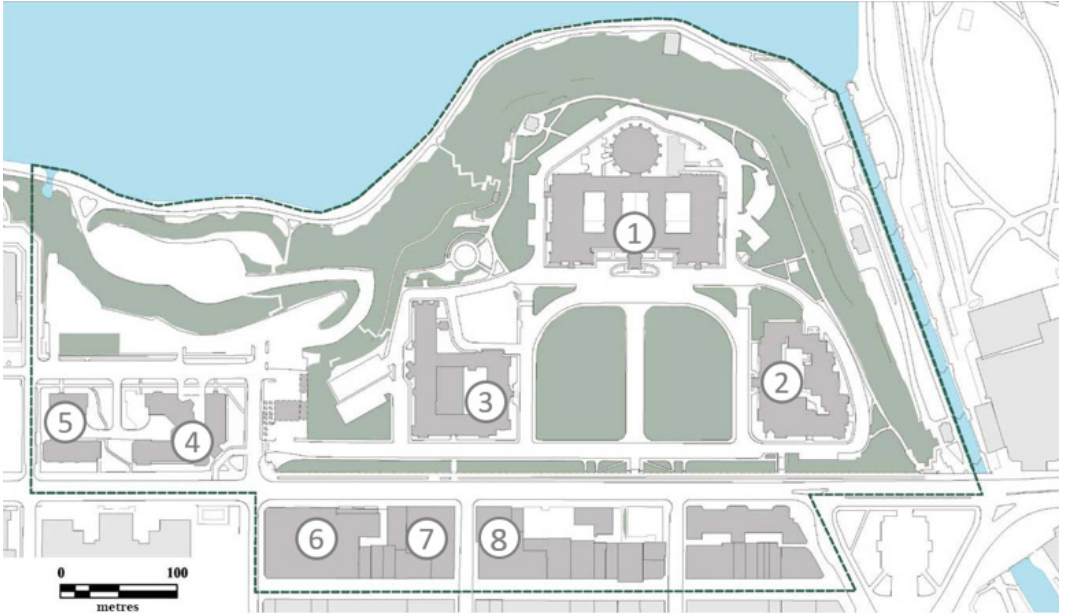
4. Parliament of Canada

111 Wellington Street
(Detailed map below)

Map 1: Venue locations



Map 2: The Buildings of Parliament Hill



- 1. Centre Block
- 2. East Block

- 3. West Block
- 4. Confederation Building
- 5. Justice Building

- 6. Wellington Building
- 7. Sir John A MacDonal Building
- 8. Victoria Building

A map of Downtown Ottawa is available via [Google Maps](#)



Getting around

The event venues lie within easy walking distance of each other, hotels, restaurants, and most Downtown Ottawa attractions.

Several taxi companies operate in Ottawa, as do the ride sharing services Uber and Lyft. Public transportation by OC Transpo is a popular and convenient way to move about the city. Cash fares are \$3.50 per ride or \$3.45 using a PRESTO card.

Meals

Acceptance for Science meets Parliament Delegates includes all meals from lunch on Monday November 5th through dinner on Tuesday November 6th.

Please note that food services (outside of event meal services) are not available at Parliament Hill.

What to wear

- Dress is business casual. A coat or jacket is recommended for outdoor use.
- Ottawa weather in early November is typically overcast or mostly cloudy with a chance of light rain. The temperature ranges from 2° to 7°C, so icy conditions are possible especially in the mornings.
- Please note that daylight saving time ends in Ontario on Sunday, November 4th so clocks will have reset back by one hour.

What to bring

- Delegates must carry government-issued photo identification with them at all times while visiting Parliament Hill.
- Small bags/purses are permitted but will be subject to scanning and search upon entry into each building.

- Water only is permitted within the House of Commons
- Small, pocket-sized props can be a great way to illustrate your research or to leave as a memento for your Parliamentarian, but keep security restrictions in mind.
- Business cards

What not to bring

- Weapons of any kind are not permitted on your person or in bags, including pocket knives.
- Prepared notes. Use your elevator or cocktail-party pitch to break the ice, but always allow the conversation to progress organically.

Cell phones/other electronics

- Cell phones must be on silent or vibrate in meetings and committee rooms
- Cell phones are not permitted in the Chamber of the House of Commons and must be checked at no charge with the security booth upon entry
- Cameras are permitted, but attendees must follow posted rules of use within the House of Commons and Senate
- Photos are not permitted in the Government Lobby nor in committee meetings, and flash may not be used

For more information on the organization and daily business of Parliament, please visit the official website: <https://www.ourcommons.ca/en>



#SciParl2018

Detailed Program



1. Self-reflection:

How do you see the current state of connection between science and policy in Canada? How can the two be mutually supportive? How can we play a role to ensure science and governance remain responsible to the public good?

Even when the goals of scientists and policy-makers align there is room for misunderstanding, controversy, and dispute in part due to the differences in language, cultures, and norms between the two groups. As a classic example, where the scientist sees ‘uncertainty’ as useful knowledge, the politician sees it as a lack of knowledge.

The paper linked below offers a set of 40 questions that you might consider as you prepare for your time on Parliament Hill:

Sutherland, William J., et al. “A collaboratively-derived science-policy research agenda.” PloS one 7.3 (2012): e31824 <https://journals.plos.org/plosone/article?id=10.1371/journal.pone.0031824>

2. Manage your expectations:

MPs work long hours while in session and you are competing with myriad other interests. Your meeting will not be the only draw on their time and attention

You have been invited to learn about political decision making, so feel free to discuss that and ask questions on this matter. You can also share your knowledge and scientific research (in lay language, of course), your passion and excitement for science, and your experience as a leader in research.

Inspiring policymakers through dialogue and giving them a personal relationship to science is the best way for you to make a positive impact on their long-term opinion on the value of research to Canadians.

Please recall that there will be NO LOBBYING for funding or other resources. The purpose of this exercise is to learn about policy making, to understand the role of science in political decisions, and to share your research findings

with Parliamentarians. Your experience at Science meets Parliament will help to prepare you for engaging in these activities during budget consultations and other more appropriate times.

I always give the advice to speak like you're at a dinner party: be engaging, casual, enthused. Press doesn't have to be stiff and too technical; their audience isn't just their peers.

Alie Ward, correspondent, Innovation Nation on CBS and host of the Ologies podcast

3. Prepare your message:

In preparation for your trip to Parliament Hill, think about how you can best present yourself and the work you do.

- Introduce yourself and your work in a relatable and engaging way by answering the following questions. Prepared sets of answers that take around 30 seconds (the elevator pitch) and 3 minutes (the cocktail party small-talk) are great to have on hand.

- **What do you do?**

Every field has specialized jargon, the trick is to be understood without it. As a starting exercise, try using this tool to explain your work using only the thousand most common words (english only): <http://splashto.com/upgoer5/>

- **Why should they care?**

Connect to your audience's everyday experience or to issues they care about (see section 4). What problem are you hoping to address? What question do you hope to answer? How did you come to care about it?



Expertise is knowledge.

Fluency is practice.

Good conversationalists are often better interviewees than The Most Expert Expert Who Ever Experted.

Mika McKinnon, field geophysicist, disaster researcher, sci-fi science consultant, and science writer

Running a research program is like running a small business. How does the training you provide contribute to Canada's culture and economy? What positive impacts has your research group made to your community?

• **How do you do it? (Interesting equipment, methods, travel, interactions, etc)**

Do you use any interesting or specialized equipment or methods in your research? The audience doesn't need to understand all the technical details to get a feel for the challenges and capabilities.

Do you travel? What is it like to do fieldwork in your area? Are there surprising risks or benefits?

Who do you interact with for your work? Have you had experiences with local communities that changed your approach? Who are your collaborators and how do you influence each other?

b. Reaching your audience

- Narratives are more memorable than facts—stories inspire!
- How is the knowledge generated by your research used in Canada or by Canadians?
- If your work is deeply theoretical, can you put it in context with a real-world application or an analogy to something concrete?

- There will be no slide deck to save you, but consider bringing a small and memorable visual aid (a 3D printed model, for example) especially one that you can leave behind. Keep security measures in mind.

4. Researching an MP

a. Look up their official website. Things to look for include:

- Party affiliation
- Parliamentary responsibilities (Minister, Parliamentary secretary, Critic, etc)
- Committee memberships
- Riding—urban or rural? Population and demographics? What will they care about? Are there local connections to research through a university or industry?

b. In the news:

- What issues have they addressed in the past? More recently?
- Have they introduced any private member bills?
- Look up their social media accounts—are they active on Twitter, Facebook, or Instagram? What kind of content do they share? Can you help them create memorable content?

Get out more! (And when you do, remember that no one lives inside your head, no one knows all the history you take for granted, and no one speaks your particular scientific language. They're curious, but they don't want to get dizzy with confusion.)

Carl Zimmer, award-winning New York Times columnist and the author of 13 books about science

What to Expect During the Meetings

1. Security processes

- All visitors are required to go through security scanning each time they enter any building and line-ups are possible.
- Alternate security arrangements can be made for visitors with pacemakers.
- Only one (1) bag smaller than 35.5 cm x 30.5 cm x 19 cm (14" x 12" x 7.5") is permitted per visitor.
- All bags, jackets, phones, watches, belts and pocket contents will go through an airport-style scanner so plan accordingly.
- All facilities are **wheelchair-accessible**. For more information or to request sign language interpretation, please contact 613-996-0896.
- Parliamentary guards are very helpful, feel free to ask them for directions or information

2. Making Introductions

- For the Prime Minister: "Prime Minister" is used the first time you address him in a conversation; "Mr. Trudeau" is appropriate in the second and following instances.
- For Cabinet ministers: "Minister" or "Minister of (portfolio)" is used first in a conversation; "Ms./Mrs./Mr./Dr. (name)" is appropriate in the second and following instances.
- For the Speaker of the Senate or Speaker of the House of Commons: "Mr. Speaker" or "Madame Speaker"
- For Senators: "Senator (name)"
- For Members of the House of Commons: "Ms./Mrs./Mr./Dr. (name)"

3. What to expect in the MP's office

In most cases, the Parliamentarian's staff will meet you at building security to guide you to the office. If this does not occur, ask security to call up or for directions to get yourself to the office. The room number will be on your schedule.

- The offices are partitioned into several rooms: a reception area with staff desks, the MP or Senator's office, and perhaps a separate conference room.

- The Parliamentarian will greet you and invite you to sit, most likely on a comfortable chair or couch. A member of their staff may or may not remain for your conversation.
- The conversation can begin in any number of ways:

If they invite you to give a summary of your work, use plain language and build in areas for them to ask questions or share stories

If they begin by describing their work in Parliament, be sure to ask questions about their constituency and committee work, these may reveal some common ground, most importantly how science generally is being used in their policy making if at all.

If they lead-off by asking for your opinion on an issue, give it to them. If it is outside of your area, offer to refer them to a better-suited colleague.

- MPs and Senators are not accustomed to open-ended meetings where the main purpose is to simply enjoy a conversation with a fellow professional. If they seem impatient, they may be expecting you to come to the "Ask." Try to reframe the meeting by asking them about their work:

If they have a technical question now, where do they go to find answers?

What is a key concern in their riding? Is there a science and engineering angle?

What are some of the key factors they must consider other than scientific evidence and how do they balance them when they do not align?

- When the meeting reaches a conclusion, thank them for their time and offer to leave a business card and other mementos. MPs and Senators have very tightly controlled schedules. Please be respectful of the time they have given you and do not go over the allotted time.
- If you like, offer to be available to them if they should wish to call on your expertise.



Definitely find out what angle a reporter is approaching the story from in preliminary emails; will probably help to identify any spots they might not understand that you can better explain. For other peeps, practice on a friend who isn't a scientist (helps to keep those around)

Josh Clark, senior writer at HowStuffWorks.com and co-host of the Stuff You Should Know Podcast

- Thank their staff and leave them with your card as well. In the majority of cases, it is the staff who will be your primary contact in the future. A good working relationship with the staff is as important as with the Parliamentarian.

4. What to expect in committee

- **About House of Commons Standing Committees**

There are 24 House of Commons Standing Committees (HCSC), two special committees and two committees that are joint responsibility with the Senate. These types of committees are distinguished by their membership, terms of reference and lifespan.

The purpose of the HCSC is to investigate select matters in greater detail than is possible during the regular activities of the House of Commons.

Every House of Commons Standing Committee is made up of 10 members, whether members of parliament, senators or both.

A list of all House of Commons Standing Committees is available here: <http://www.ourcommons.ca/Committees/en/List?parl=41&session=2>, through which one may access information about the mandate, membership and meetings of each Committee.

- **HCSC: operations and format:**

House of Commons Standing Committees meet in person.

Meetings are typically held in Ottawa, but on occasion HCSC convene meetings in other cities across the country.

All HCSC are recorded in at least two formats: meetings are transcribed and transcripts are available online here: <https://www.ourcommons.ca/Parliamentarians/en/PublicationSearch?PubType=40017> or through the individual committee pages (see link above). Meetings can also be recorded and audio and or video files are available for public consumption via PARL VU: <http://parlvu.parl.gc.ca/XRender/>.

Meetings are called to order by the Chair. The Chair will invite guests to deliver opening remarks, after which time the Chair will invite members of the Committee to ask questions of the guest.

- **Room setup**

The Committee sits around a large hollow square table; members of the committee sit around three sides of the table and guests presenting to the committee sit on the fourth side of the table.

Guests typically face the Chair of the Committee, who is also a Member of Parliament.

- **Code of conduct for guests:**

Guests are permitted to attend HCSC meetings, upon request and with permission of the Chair.

Guests are not permitted to attend HCSC meetings when the Committee meets in camera. In-camera sessions are typically advertised as such. In the rare event that a public meeting becomes an in-camera session, guests will be asked to leave. Guests should do so quickly and efficiently.

Guests who attend Committee meeting will be directed to sit in a gallery section of the room. The gallery is typically behind the side of the table where guests sit when presenting to the Committee.

Guests are not permitted to interact with the Committee during a Committee meeting. This includes asking questions to committee members or guests, or making noise in response to comments made by a member of the Committee or a special guest.

Guests are not permitted to render any portion of the meeting, whether by camera, phone, laptop, etc. In fact, guests may be required to leave their cell phone or personal electronic devices at security before entering the meeting room.

Committee meetings last between 1-5 hours. While meetings are in session, guests are generally free to enter and exit the room but should keep extraneous movement and noise to a minimum. Meetings will take regular breaks, at which time guests and members may stretch their legs and address their biological needs.

Additional information about committee proceeding can be found at:
<https://www.ourcommons.ca/About/Guides/Committees-e.html#7>

4. Timing and duration of the meetings

- The length of your meeting will vary based on the availability of the MP or Senator.
- Science meets Parliament occurs while Parliament is in session. In the event that a vote is called, the MPs must be at the House of Commons within 30 minutes. Meetings taking place in the House will likely be able to continue, but meeting in the MP's office will have to end prematurely to ensure the MP is present for the vote. It is therefore advisable to set up the meetings with the MP in the House of Commons if possible. In the event that this occurs, it is likely the meeting will be cancelled/rescheduled.

5. How to avoid uncomfortable turns in the conversation

What can you do to steer the conversation if the MP meets your introduction to your work with a blank stare? What if they challenge the value of your work or expresses a belief that goes against established science? These reactions are always challenging but there are some things you can do to keep the meeting enjoyable for you both:

- **Focus on relationship building.** Remember that the human connection you build will do much more to change minds than a rebuttal, no matter how impassioned or precisely reasoned.
- **Be interested.** Ask questions about their constituency and issues they're facing in committee. Ask about a time that they feel they might have benefitted from advice from an active researcher. You both face questions without forthcoming answers; look for common ground in shared experience.
- **Tell a story** about fieldwork, a surprising discovery, or a student showing leadership in the lab. Narratives place your work in context and make it memorable.
- **Reframe** their picture of the daily work of science. Many Parliamentarians have been business owners and most will be familiar with the challenges of running a small business. Although they may not know it, a lab is a lot like a small business. A more familiar context may help you bridge worlds.
- **Don't forget the 'So What'.** Highlight how despite the fact that next scientific breakthrough is by definition impossible to predict in advance, knowledge generation has consistently produced high returns on investment
- **Avoid the 'backfire effect'.** For common misconceptions, aim to present the core facts plainly but try not to mention the myth itself. Even the word 'myth' could spark an unconscious defensive response. Offer your perspective and the evidence that supports it and, if possible, leave it at that.

Further Reading and Resources



1. Online resources:

Parliament, Senate and House of Commons

Official website of Canada's Parliament:

<https://www.parl.ca/>

Official website of the House of Commons:

<https://www.ourcommons.ca/en>

Official website of the Senate:

<https://sencanada.ca>

On the role of a Member of Parliament:

<https://lop.parl.ca/About/Parliament/GuideToHoC/role-e.htm>

Science communications

University Affairs Careers Column

<https://www.universityaffairs.ca/career-advice/ask-dr-editor/>

Advice to help shape your research method to be better read, understood, and acted upon.

FACETS, Canada's multidisciplinary open access journal

<http://www.facetsjournal.com/list/subjects/integrative-sciences>

Publishes a variety of articles in its Integrative Sciences category on Science and Society, Science and Policy, and Science Communication

I would say, if I had to pick one thing: whatever you're explaining/describing, try to tell it as a story. A narrative. It's a bit of a cliché now but stories really do engage.

Melinda Wenner Moyer, science writer for Slate and contributing editor at Scientific American

Science Writers and Communicators of Canada

<https://sciencewriters.ca/>

Includes workshop schedules, videos, and links on their training page.

Short videos on science communication

<http://sciencecommunicationmedia.com/online-course/>

There's one thing I could add from a radio perspective. Do NOT bring in notes. We can always tell if you're referring to them. It makes scientists sound stilted, rehearsed. And speak frankly, like you would at a dinner party to a non-scientist friend.

Sonya Buyting, science journalist and producer, Quirks and Quarks CBC

2. More workshops near you

Beakerhead

<https://beakerhead.com/programs/scicomm>

Science communications offered in different Canadian cities throughout the year. Co-founded by Mary Anne Moser and Jay Ingram.



#SciParl2018



We'll
never
see
Alzheimer's
as incurable.

Dr. Haakon Nygaard, Fipke Professor in Alzheimer's Research
Learn how we're shaping the future at ourpotential.ca
The potential is yours.



THE UNIVERSITY
OF BRITISH COLUMBIA



About CSPC

Thank you to all the Delegates, MPs and Senators, sponsors, organizers, and volunteers for making Science meets Parliament a success!

Canadian Science Policy Centre, CSPC, is a non-profit, non-advocate and non-partisan organization. The Centre's mission is to act as an inclusive hub for Connectivity, Convening members of the community for key discussions, Capacity building for the next generation, and Catalyzing research in support of effective science policy. Canadian Science Policy Centre contributes to building human capital and training new leaders in science policy through various training modules.

www.sciencepolicy.ca



Checklist of Items to Prepare

Elevator pitch

Three sentence, plain-language explanation of who you are and the work you do (See page 10)

Cocktail party explainer:

Three minute expansion on the elevator pitch (See page 10)

Memento: Small demonstrative or promotional item that you can use to explain your work and (if desired) leave with the MP or Senator to mark your visit.



#SciParl2018